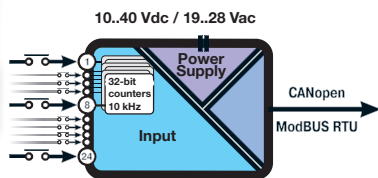




# ZC-24DI

## 24 CH DIGITAL INPUT / CANOPEN - MODBUS MODULE



ZC-24DI is used to interface N.24 digital signals (PUSH BUTTON, LIMIT SWITCH, REMOTE, CONTROL SWITCH, RELAIS etc.) with all of control systems which are able to communicate by the protocols CANopen or ModBUS RTU (protocol selectable through dip-switch). It disposes of 32 bit counters (N.8), maximum frequency input is 10 KHz. A 3-way galvanic isolation among Power supply // input // RS485 circuits assures the integrity of your datas.

### TECHNICAL SPECIFICATIONS

#### General Data

Power supply	10..40 Vdc / 19..28 Vac / 50-60 Hz
Power consumption	2,5 W
Isolation	1.500 Vac (3 way)
Power transducers	Yes
Status Indicators	Power Supply, Digital Inputs State, CANopen/MODBUS Communication, MODBUS-RTU Communication
Protection Degree	IP20
Operating Temperature	-10..+65 °C
Dimension (W x H x D)	35 x 100 x 112 mm
Mounting	35 mm DIN rail guide

#### Communication, Memory Process

Interface	CANopen / ModBUS RTU
Speed	Up to 1 Mbps (CANopen) Up to 115 Kbps (ModBUS)
Communication Time	~ 1 ms (CANopen)
Distance	Up to 2.500 m (CANopen) Up to 1.200 m (ModBUS)
Connectivity	Max 120 nodes (CANopen) Max 247 nodes (ModBUS)
Data Memory	EEPROM for the configuration parameters, retention time 10 years

#### Signals

Channel Numbers	24
Input	Twenty-four 16 V self-powered digital inputs with shared negative pole. Eight digital inputs settable as 32-bit counters with 10 kHz maximum frequency.

#### Programming

DIP switches	Baud rate, address, protocol type (CANopen, ModBUS), termination line
Software	EASY ZC-24DI (plug&play)





#### Standard

Approval	CE
Norms	EN 50081-2; EN 55011; EN 50082-2; EN 61000-2-2/4; EN 50140/141; EN 61010-1





### ORDER CODES

Code	Description
ZC-24DI	24 CH digital input CANopen / ModBUS module, 10..40 Vdc / 19..28 Vac

### ACCESSORIES & SOFTWARE

			
<b>Z-PC-DIN</b> Backplane for power & bus communication pg. 36	<b>Z-SUPPLY</b> Switching power supply pg. 36	<b>Z-8R-10A</b> 8-CH Relay interface, 10A pg. 36	<b>EASY SETUP</b> Plug&Play configuration software pg. 36

### SIMILAR PRODUCTS

			
<b>ZC-16DI-8DO</b> 16 CH digital input - 8 CH digital output CANopen / ModBUS pg. 30	<b>ZC-24DO</b> 24 CH digital output CANopen / ModBUS pg. 29	<b>Z-10-D-IN</b> 10-CH Digital Input module / ModBUS pg. 12	<b>Z-D-IN</b> 5-CH Digital input module / ModBUS pg. 10