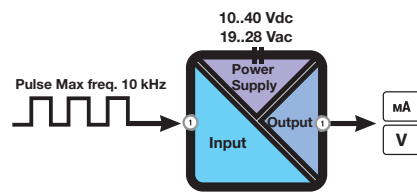




Z111

FREQUENCY TO DC CURRENT/VOLTAGE ISOLATOR/CONVERTER



Z111 allows a conversion of a frequency signal and provides a mA/V standard output signal. The input is programmable in a range from 1 mHz to 9,99 KHz. It's completely configurable through dip switches. A 3-way galvanic isolation among Power supply // input // output circuits assures the integrity of your datas.

TECHNICAL SPECIFICATIONS

General Data

Power supply	10..40 Vdc / 19..28 Vac / 50-60 Hz
Power consumption	2,5 W
Isolation	1.500 Vac (3 way)
Transducer Power Supply	Yes
Accuracy	0,3%
Response time	-
Status Indicators	Power supply, error, data transmission, data reception, input status
Settings	Dip- switches
Mounting	35 mm DIN rail guide
Protection Degree	IP20
Operating Temperature	0..+50 °C
Dimension (W x H x D)	17.5 x 100 x 112 mm

Input

Channel Numbers	1
Pulses	Contact / reed; npn 2/3 wires; pnp 3 wires with 24 Vdc power; namur; photoelectric; hall effect sensor, variable reluctance, 24V; TTL Max frequency: 10 kHz

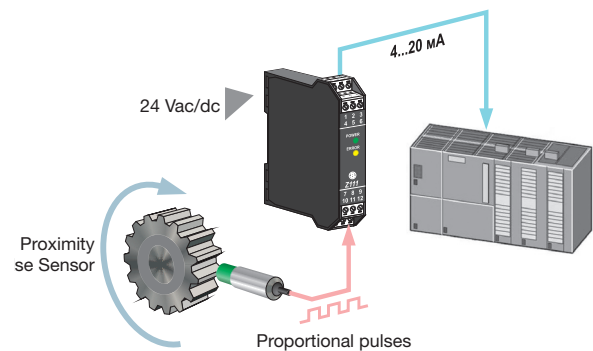
Output

Channel Numbers	1
Voltage	4 scales: 0..1, 0..5, 0..10, 2..10 V Min load resistance: 2.000 Ω
Current	2 scales: 0/4..20 mA (active/passive) Max load resistance: 600 Ω

Standard

Approval	CE
Norms	EN 50081-2; EN 55011; EN 50082-2; EN 61000-2-2/4; EN 50140/141; EN 61010-1





APPLICATION NOTE



ORDER CODES

Code	Description
Z111	Frequency to DC current/voltage isolator/converter, power supply 19..40 Vdc / 19..28 Vac

SIMILAR PRODUCTS

			
Z104 DC to frequency isolator / converter pg. 93	K111 Isolated dual output frequency trip amplifier pg. 111	K112 Universal digital coupler/isolator pg. 112	S311D Frequency / digital input indicators - totalizers pg. 124