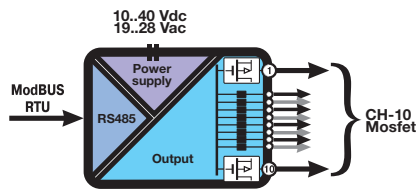




# Z-10-D-OUT

## 10-CH DIGITAL OUTPUT MODULE / RS485 MODBUS RTU



Z-10-D-OUT is used to drive N.10 MOSFETS from all of the control systems which are able to communicate with the transmission protocol MODBUS RTU through the RS485 serial interface. The digital output max load is 0,5 A (inductive) and 0,5 A (resistive) with maximum switch-on / switch-off cycle frequency of 2 cycles/second. The module is ModBUS Slave and can be coupled with any ModBUS Master device. A 3-way galvanic isolation among Power supply // output // RS485 circuits assures the integrity of your datas.

### TECHNICAL SPECIFICATIONS

#### General Data

Power supply	10..40 Vdc / 19..28 Vac / 50-60 Hz
Power consumption	1,5 W
Isolation	1.500 Vac (3 way)
Status Indicators	Power supply, error, data transmission, data reception, output status
Protection Degree	IP20
Operating Temperature	-10..+65 °C
Dimension (W x H x D)	17.5 x 100 x 112 mm
Connection	Removable 3-way screw terminal 5,08 pitch Rear IDC10 connector for DIN 46277 rail
Mounting	35 mm DIN rail guide

#### Communication, Memory Process

Interface	2 wire RS485
Speed	Up to 115.200 bps
Protocol	ModBUS RTU slave
Communication Time	< 10 ms (38400 baud)
Distance	Up to 1.200 m
Connectivity	Max 32 nodes

#### Signals

Channel Numbers	10-CH optoisolated
Output type	Mosfet semiconductor with shared negative pole, overall connection by external supply (max 30 Vdc, min 6 Vdc)
Carrying capacity	0,5 A inductive load and 0,5 A resistive load with maximum switch-on / switch-off cycle frequency of 2 cycles/second
Safe time	From 33 ms to 2184
Outputs protection	From short circuit and overvoltage with 6..40 Vdc range
Diagnostic	Channel status, programmable

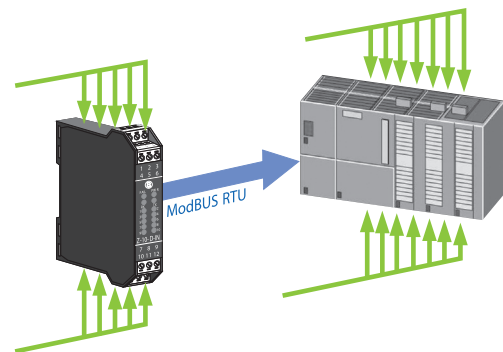
#### Programming

DIP switches	Baud rate, node, parity, serial port, bit stop, termination line
Software	Z-NET3 (Iec 61131) EASY Z-10-D-OUT (plug&play)

#### Standard

Approval	CE, RINA, UL-UR CSA
Norms	EN 50081-2; EN 55011; EN 50082-2; EN 61000-2-2/4; EN 50140/141; EN 61010-1





### APPLICATION NOTE






### ORDER CODES

Code	Description
Z-10-D-OUT	10-CH digital output control module / RS485 ModBUS RTU, 10..40 Vdc / 19..28 Vac

### ACCESSORIES & SOFTWARE

			
<b>Z-PC-DIN</b> Backplane for power & bus communication pg. 36	<b>Z-SUPPLY</b> Switching power supply pg. 36	<b>Z-NET</b> IEC 61331 programming software pg. 36	<b>EASY SETUP</b> Plug&Play configuration software pg. 36

### SIMILAR PRODUCTS

		
<b>Z-D-OUT</b> 10-CH Digital Input module / RS485 pg. 11	<b>ZC-24DO</b> 24 CH digital output CANopen / ModBUS pg. 29	<b>ZC-16DI-8DO</b> 16 CH digital input - 8 CH digital output CANopen / ModBUS pg. 30